



Butterfly Pizza Activities

Q1. Here is a design of a butterfly pizza.

Complete the other half so it is symmetrical.




Q2. Design your own symmetrical butterfly.



How many shapes are there on your butterfly in total?

Q3. Describe your design to someone else in your house.

Q4. Draw a butterfly that is not symmetrical.



Q5. Use things in your house to make a symmetrical pattern.
You could use; Lego, marbles, small toys, clothes, books,
cutlery.

Or you may draw your own symmetrical pattern.