


<p>Maths- Calculation addition and subtractions MyMaths- 3 tasks using adding and subtraction Play BBC Karate Cats Maths- Addition and subtraction https://www.bbc.co.uk/bitesize/topics/zjkphbk/articles/zf4sscw</p> <ol style="list-style-type: none"> 1. Complete A and D or how many different ways can you make the numbers 6,7 and 8 using addition 2. B and E 3. Fact Families can you remember how to use 3 numbers to make a fact family, complete sheet fact families <p>Watch this if you are not sure or can't remember https://www.bbc.co.uk/bitesize/articles/zkd98xs</p> <ol style="list-style-type: none"> 4. Sheet C and F or how about making a game of skittles of your own using cans or plastic bottles who can get the highest score with three goes. 5. Sheet G and H <p>Mixing Art and Maths with the artist Mondrian! (See below) learn about the artist Piet Mondrian and re-create your own version of his pictures following his rules.</p> 	<p>English- Great Fire of London Special</p> <ol style="list-style-type: none"> 1. Reading comprehension- Diary of Sally Potts- Write a list words that could describe the smells and sounds of a fire. Use these to write 3 sentences to describe the fire 2. What are they thinking? If you were either Samuel Pepys or Sally Potts what do you think you might be feeling? Draw the character and write short sentences to show what you think they might be thinking. 3. Read the Great fire of London. Imagine you are trying helping to put out the Great Fire think of as many action words/phrases you can to describe how you would do this, write a list. Choose your best 3 to put into sentences 4. Read London's Burning Great Fire of London is remembered in the song London's Burning- If you don't know it have a go at learning it. https://www.bbc.co.uk/programmes/p03xp0hq 5. Time to write- Imagine you are either Sam Pepys or Sally Potts take one plot point in the Great fire of London story and write a diary for that point. Write one sentence for each of the following- smells, sounds, feeling, thoughts, and actions. <p>Plot point 1 The fire began Plot point 2 The fire spread Plot point 3 Trying to put the fire out Plot point 4 London after the fire starting to rebuild the city</p> <p>Some Games to play- BBC Karate cats English: can you get to black belt</p>
<p>RE/PSHE What makes a friend? Think of names of pairs of characters from story books, films or TV who are good friends and get on well together. Why do they get on well? Do they always get on? Do they ever disagree or fall out with each other? What do they enjoy doing together? E.g. Buzz and Woody Toy Story https://www.youtube.com/watch?v=dl-Fu4Y-JwQ Write out a list of what a good friend should be.</p>	<p>English- DfE Phonics Lesson 16-20 oy-toy,ph-phone,wh-wheel,au-author,a-apron https://www.youtube.com/channel/UCP_FbjYUP_UtldV2K_-niWw</p> <ol style="list-style-type: none"> 1. Work your way through the phonic spelling activity sheets or- see who can find the most words for this week's sounds? 2. CPG pg 29, 11 3. https://new.phonicsplay.co.uk Play Buried Treasure phase 5 recap this week's sounds
<p>Science Life cycle of a plant Draw the life cycle of a plant- either draw your own or use the worksheet. https://www.bbc.co.uk/bitesize/topics/zpxnyrd/articles/z2vdjxs</p> <p>World Geography- Play BBC Pirate bunnies adventure game https://www.bbc.co.uk/bitesize/topics/zvds8xs/articles/z6vyf4j</p> <p>PE and music Try to be active for at least 30mins each day Create a dance to your favourite music, or try learning this dance and song 'HAPPY!' https://www.youtube.com/watch?v=wAXXI5YobrM or https://www.youtube.com/watch?v=KhfkYzUwYFk</p>	<p>English- Daily Activities</p> <ul style="list-style-type: none"> • Keep reading! - Can you give a bedtime story to someone in your house/ or just your teddies. Watch a CBeebies bedtime story to give you ideas how to do one • Have a look at the Y1/2 keywords choose some more words from the Y1/ 2 list which you are not sure about • Handwriting- practise this week's phonic patterns see sheets <p>Something a bit different –have a go at learning to type with BBC Dance mat typing https://www.bbc.co.uk/bitesize/topics/zf2f9j6/articles/z3c6tfr</p>

Maths and Art – How do they mix?


Maths is usually thought of as being something where there is a right and wrong answer.

Art is usually thought of as being something that is all down to creativity where you can't be wrong.

So how on earth can art and maths be linked?


The answer is a man called.....

Piet Mondrian



He was a Dutch artist who painted in an abstract style. He used black lines and in the spaces, he painted mostly in white or sometimes in the primary colours of blue, red and yellow. This style is geometric abstraction with primary colour.

Mondrian painted about 250 of these geometric abstracts, from 1917 to 1944.



Your Challenge:

Have a go at creating your own version. You can only use rectangles and the colours black, white and the three primary colours of red, yellow and blue.

Have fun creating your own Mondrian inspired masterpieces.