

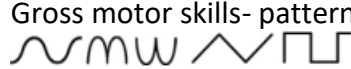



By Brook Valley Fine Motor/Gross Motor Progression

Getting ready for handwriting by starting with physical development skills to develop gross and fine motor skills, how to sit correctly for handwriting and using the tripod grip. Starting with pre joining patterns and then forming letter shapes correctly with no lead in or out.

	Summary	Useful resources
Term 1	<p>Handwriting assessment-which grip?</p> <p>SW Unit 1-3 letters introduce letter shapes with no lead in or out</p>	<p>Squiggle While You Wiggle</p> <p>Dough disco</p> <p><u>Grip 1, 2, 3 and 4 pictures</u></p> <p>Physical development skills and well thought out provision in the environment- play dough area, funky fingers, tools in water and sand- future possibility of woodwork station.</p>
Term 2	<p>SW Unit 4-7 letters</p> <p>Squiggle While You Wiggle Dough Disco Gross/fine motor activities and tripod grip rhyme in class and introduce the 3 Ps</p> <p>Introduce patterns in Squiggle while you wiggle</p> <p>Gross motor skills- patterns- circles and spirals</p>  <p>Gross Motor skills – patterns- lines and diagonals</p> 	<p>Tripod grip rhyme</p> <p><u>nip, flip and grip rhyme</u></p> <p><u>Fine motor skills activities cards</u></p> <p><u>Fine motor skills activities</u></p> <p><u>Mark making pattern cards</u></p> <p>Dough disco</p> <p>Physical development skills and well thought out provision in the environment- play dough area, funky fingers, tools in water and sand- future possibility of woodwork station.</p>
Term 3	<p>Squiggle While You Wiggle Dough Disco Gross/fine motor activities in class Continue with patterns in Squiggle While you wiggle</p> <p>Precursive patterns Gross motor skills- patterns-jellies and zig zags</p>  <p>Gross motor skills- patterns- loopies and waves</p> 	<p>Tripod grip rhyme</p> <p>Fine motor skills activities</p> <p>Dough disco</p> <p><u>nip, flip and grip rhyme</u></p> <p><u>Fine motor skills activities cards</u></p> <p><u>Fine motor skills activities</u></p> <p><u>Mark making pattern cards</u></p> <p>Physical development skills and well thought out provision in the environment-</p>

		play dough area, funky fingers, tools in water and sand- future possibility of woodwork station.
Term 4	<p>X3 Handwriting sessions Warm up: pre joining patterns Consolidate letter shapes during sounds write</p> <p>Form lowercase letters l, l, t Form lowercase letters u, w, e Form lowercase letters c, o Form lowercase letters a, d Form lowercase letters n, m, h</p> <p>Practise writing words with these letters.</p> <p><i>Intervention: Write dance including letter shapes</i></p>	<p>Pattern sheets Squiggle while you wiggle Dough disco</p> <p><u>Pencil control activity cards</u></p> <p><u>Pencil control booklet</u></p>
Term 5	<p>X3 Handwriting sessions Warm up: pre joining patterns Consolidate letter shapes during sounds write</p> <p>Form lowercase letters j and y Form lowercase letters g and q Form lowercase letters b, p and k Form lowercase letters v, s and r Form lowercase letters f, x and z</p> <p>Practise writing words with these letters.</p> <p><i>Intervention: Write dance including letter shapes</i></p>	<p><u>Pattern sheets</u> Dough disco Squiggle while you wiggle</p> <p><u>Pencil control activity cards</u></p> <p><u>Pencil control booklet</u></p>
Term 6	<p>X3 Handwriting sessions Warm up: pre joining patterns Consolidate letter shapes during sounds write</p> <p>Form lowercase letters l, l, t Form lowercase letters u, w, e Form lowercase letters c, o Form lowercase letters a, d Form lowercase letters n, m, h</p> <p>Practise writing words with these letters.</p> <p><i>Intervention: Write dance including letter shapes</i></p>	<p><u>Pattern sheets</u> Dough disco Squiggle while you wiggle</p> <p><u>Pencil control activity cards</u></p> <p><u>Pencil control booklet</u></p>