

# Y6 Science

## The Body

Learning from Y3/4 for children to revise:

- Name and locate bones in the body and explain their role
- Name and locate muscles in the body and explain their role
- Explain the digestive system

New learning in Y6:

- Identify the main parts of the circulatory system
- Describe the function of heart, blood vessels and blood
- Recognise the impact of diet, exercise and lifestyle on our bodies

### Key Vocabulary

Arteries – Muscular-walled tubes that transport blood from the heart to other parts of the body

Blood – Red liquid that circulates in arteries and veins, carrying oxygen to and carbon dioxide from tissues of the body

Blood vessel – A tubular structure carrying blood through the tissues and organs

Bones – Hard whitish tissue making up the skeleton in humans and other vertebrates

Circulatory system – The system that circulates blood through the body, including the heart, blood vessels and blood

Heart – A hollow muscular organ that pumps the blood through the circulatory system

Lungs – Pair of organs situated within the ribcage where oxygen can pass into the blood and carbon dioxide be removed

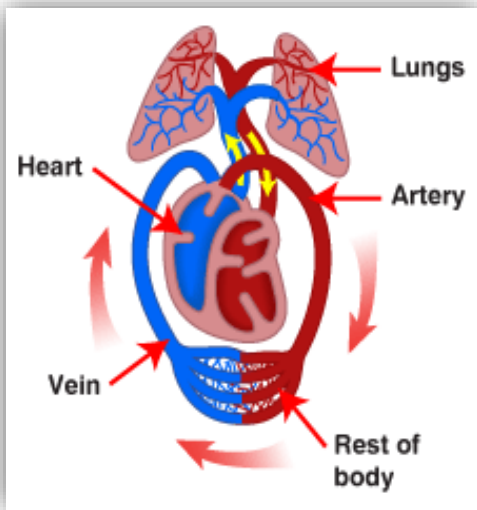
Muscles – A band or bundle of fibrous tissues that have the ability to contract, producing movement in or maintaining positions of parts of the body

Nutrients – A substance that provides nourishment essential for the maintenance of life and for growth

Organs – Part of an organism that is typically self-contained and has a specific vital function (e.g. the heart and lungs)

Veins – Tubes forming part of the blood circulation system of the body, carrying mainly oxygen-depleted blood towards the heart

Vitamins – Organic compounds essential for normal growth and nutrition



Inside the heart there are four chambers – two on the left and two on the right.

- The two small upper chambers are called the **atria**.
- The two larger lower chambers are called the **ventricles**.
- The left and right sides of the heart are divided by a thin muscular wall called the **septum**.

Blood is made up of:

**White blood cells**—part of the immune system that fight infections

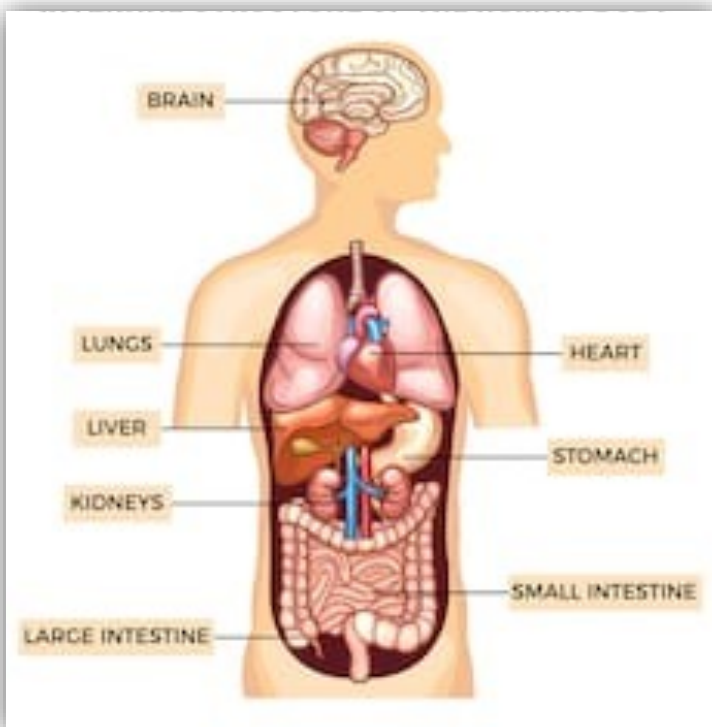
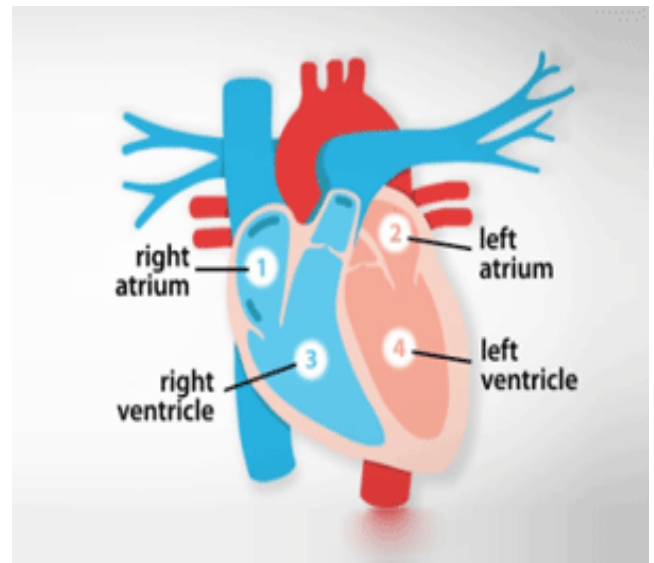
**Red blood cells**—carry oxygen from lungs to heart and on to your muscles

**Plasma**—help clot blood when the skin is cut

There are 8 different blood types:

**A+, A-, B+, B-, O+, O-, AB+, AB-**

People can donate some of their blood to help others who have lost blood because of accidents or illnesses.



Useful links:

<https://www.bbc.co.uk/teach/class-clips-video/science-ks2-amazing-me/zbdsjhv>

<https://www.bbc.co.uk/bitesize/topics/zcyycdm>

<https://www.sciencekids.co.nz/humanbody.html>

<https://www.ducksters.com/science/biology/humanbody.php>

<https://www.bhf.org.uk/informationsupport/how-a-healthy-heart-works>