

Y6 SCIENCE—LIGHT

Which material is the most reflective?

By the end of the unit children will be able to:

- investigate how easy it is to see certain objects and colours in light and darkness
- demonstrate that light travels in straight lines
- plan an investigation to find which materials are the best reflectors of light
- understand how shadows are formed
- plan and carry out an investigation to relate the shape of shadows to the shape of the object that makes them.
- explain how the eye works, labelling relevant parts

Vocabulary:

Absorb

Reflect

Refract

Opaque

Transparent

Translucent

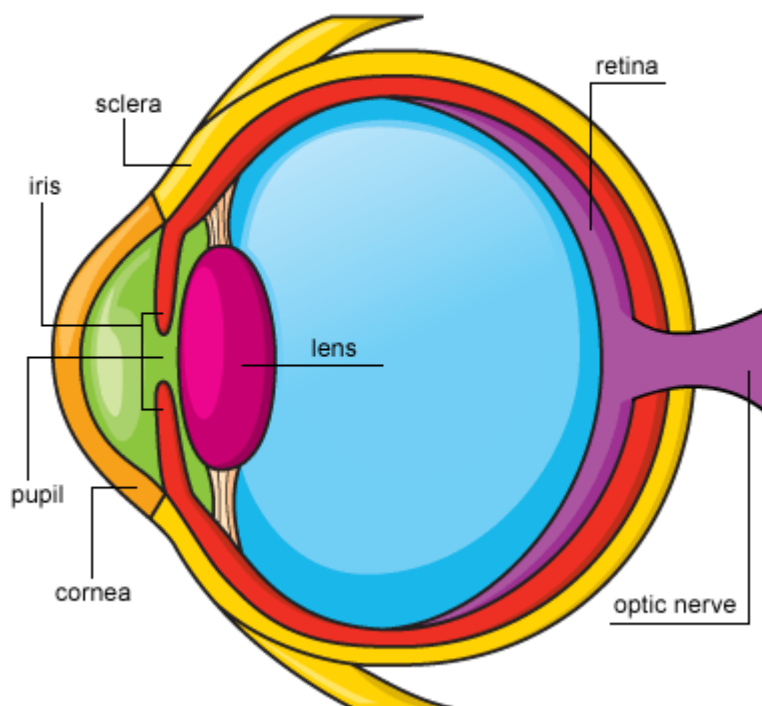
Straight

Ray

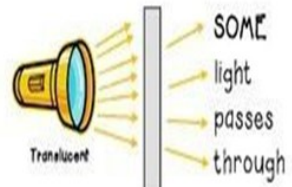
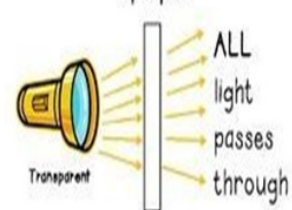
Shadow



Light source

DIAGRAM OF THE EYE



Translucent, Transparent & Opaque





Key facts:

A light source is something that produces light.

Light bulbs produce light from electricity.

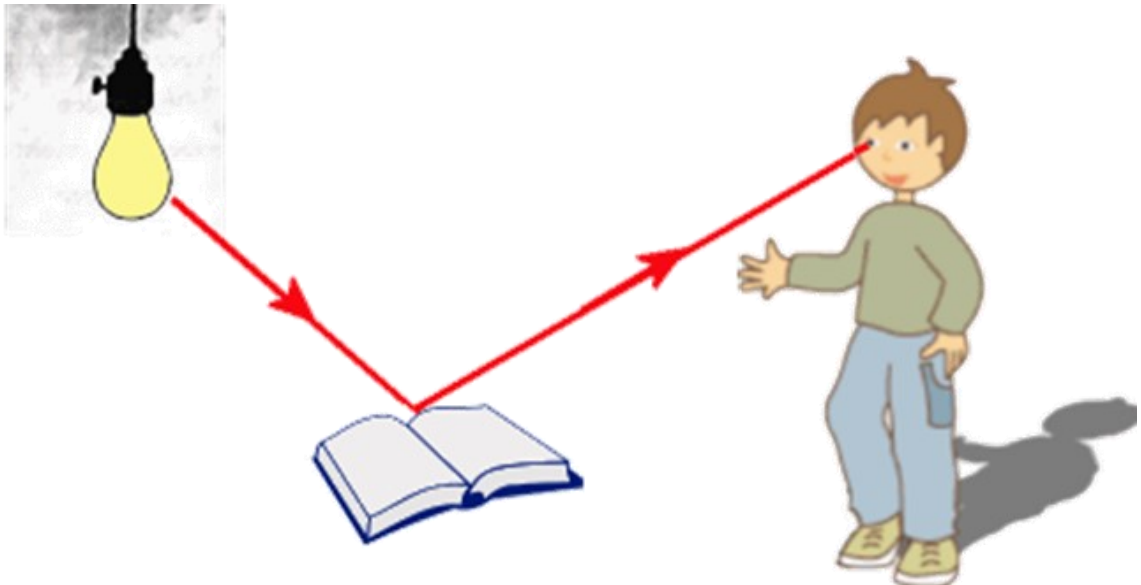
The Moon is NOT a source of light.

Light travels in straight lines.

The speed of light is approximately 186,000 miles per second.

When light hits an object, it is reflected (bounces off) and enters our eyes. This is how we see the object.

When light from an object is reflected by a surface, it changes direction. It bounces off the surface at the same angle as it hits it.



This unit of work builds upon the Y5 Space unit.

Children should already know that:

We see the Moon because of the light reflected from the Sun.

The Sun is a source of light.

The rotation of the Earth causes day and night.