

SENTENCE WRITING

Write sentences using each of your spellings. Write the spelling word in a different coloured pen.

You will need:

- ★ A pencil
- ★ A coloured pencil/ pen

1. _____

2. _____

3. _____

4. _____

5. _____

6. _____

7. _____

8. _____

MAGIC WRITING

Write your spelling words out in white crayon and then go over them in a felt tip pen.

You will need:

- ★ A white crayon/ coloured pencil
- ★ Felt tip pens

SCRABBLE SPELLINGS

Work out how much each of your words are worth by counting the numbers on the scrabble tiles.









Word	Value
Example: people	$3 + 1 + 1 + 3 + 1 + 1 = 10$

You will need:

- ★ A pencil

RAINBOW ROLL AND WRITE

Roll the dice and write your spelling word out that number of times in the colour listed.

	red
	green
	orange
	blue
	purple
	yellow

You will need:

- ★ Dice
- ★ Coloured pencils

LETTER STAMPING

You will need:

- ★ Alphabet stamps

Make your spellings out of the letter stampers.

PYRAMID WORDS

You will need:

★ A pencil

Example:

snail = s

s n

s n a

s n a i

s n a i l

Write your spelling words out in a pyramid shape.

SPELLING SPIRALS

You will need:

★ A pencil

Write your spelling words out as many times as possible in the spiral.



SECRET CODE

You will need:

- ★ A pencil

Write your spelling words out using this secret code.

a	b	c	d	e	f	g	h	i	j	k	l	m
←	\$	<	♥	→	÷	=	♠	↓	/	○	◻	⊗
n	o	p	q	r	s	t	u	v	w	x	y	z
◡	△	↑		£	>	◇	+	▽	-	◊	♣	⊘



























Spelling Word	Symbols	Spelling Word	Symbols
Example: playing	↑◻←♣↓◡=		

You will need:

- ★ A pencil
- ★ Coins

SPELLING PRICES

Work out how much your spellings are worth by adding the coins together.

a	b	c	d	e	f	g	h	i	j	k	l	m
												
n	o	p	q	r	s	t	u	v	w	x	y	z
												

Spelling Word	Price	Spelling Word	Price
<u>Example:</u> train	$2p + 2p + 1p + 1p + 2p = 8p$		

VOWEL COLOURING

Write your spelling words out, using a different colour for the vowels (a e i o u).

<p><u>Example:</u> cheese football</p>	<p>You will need: ★ A pencil ★ A coloured pencil</p>		

PICTURE MEANINGS

You will need:

- ★ A pencil
- ★ Coloured pencils

Draw a picture to show the meaning of your spelling words.

OTHER HANDED

Write each word 5 times, switching the hand you write it with each time. Say the word as you spell it.

1	2	3	4	5

You will need:

- ★ A pencil

WORD SCRAMBLES

Write your words out with the letters mixed up. Can you unscramble them again the next day?

Scrambled Word	Spelling Word
<u>Example:</u> catch	hccat

You will need:
★ A pencil

TRAIN WORDS

Write your entire list end-to-end as one long word. Write each new word in a different colour.

You will need:

- ★ Coloured pencils

Example:

peoplechildrenwatchwait

BUBBLE LETTERS

Write your spelling words out in bubble writing, then colour the words in.

You will need:

- ★ A pencil
- ★ Coloured pencils

QUESTIONS AND ANSWERS

You will need:

★ A pencil

Write questions with half of your spelling words. Then use the other half to answer the questions. Underline the words you used.

Question	Answer

BACKWARDS WORDS

You will need:

- ★ A pencil

Example:

watching - gnihctaw

Write your spelling words out backwards.

CROSS WORDS

Choose 2 words with one letter in common so that they cross over each other.

You will need:

★ A pencil

Example:

t

h

i

s n a i l

k

MISSING VOWELS

Write all of your words replacing vowels (a e i o u) with a line. Go back and see if you can fill in the vowels.

You will need:

★ A pencil

Example:

ch-ldr-n =
children

HIDDEN WORDS

Draw a picture and then hide all of your spelling words inside your drawing.

You will need:

- ★ A pencil
- ★ Coloured pencils

STENCIL SPELLINGS

Write your spelling words out by tracing through the letter stencil.

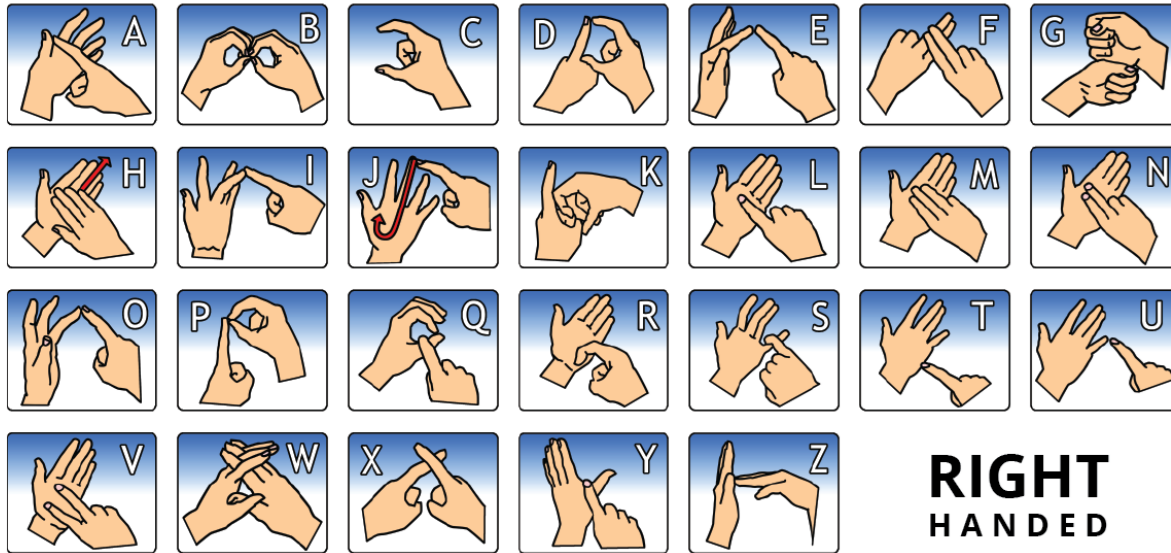
You will need:

- ★ A pencil
- ★ Coloured pencils
- ★ Stencils

SIGN LANGUAGE SPELLINGS

Practise spelling your words using sign language.

BRITISH SIGN LANGUAGE - FINGERSPELLING



**RIGHT
HANDED**



british-sign.co.uk

LEARN BRITISH SIGN LANGUAGE ONLINE
AT WWW.BRITISH-SIGN.CO.UK

WRITING RACE

Time yourself writing each word. How many times can you write the same word in one minute?

You will need:

- ★ A timer
- ★ A whiteboard
- ★ A pen

FLASHCARDS

Create flashcards with your spelling word on one side and the meaning on the other. You could ask a partner to test you once you're finished.

You will need:

- ★ Flashcards
- ★ Pencils

WANTED WORDS

Cut out letters from the newspapers/ magazines and stick them onto the paper to spell out your words.

You will need:

- ★ Newspapers
- ★ Magazines
- ★ Plain paper
- ★ Scissors
- ★ Glue

PARTNER SPELLING TESTS

Test your partner on their spellings. Mark them together so they know which words to work on.

You will need:

- ★ A partner
- ★ A whiteboard
- ★ A pen

PLAYDOH

Practise your spellings using the playdoh.

You will need:

- ★ Playdoh
- ★ Cutters

LETTER BEADS

Practise your spellings by threading the beads together.

You will need:

- ★ Letter beads
- ★ Lacing string

MAGNETIC LETTERS

Practise your spellings by making the words using the magnetic letters.

You will need:

- ★ A whiteboard
- ★ Magnetic letters

KEYBOARD TYPING

Practise typing your spellings using the keyboards.

You will need:

- ★ A keyboard

BANANAGRAMS

Make your spelling words using the tiles.

You will need:

- ★ Bananagrams

HANGMAN

Play hangman using your spelling words with a partner. Remember to work with someone in your year group for this.

You will need:

- ★ A partner
- ★ A whiteboard
- ★ A pen

